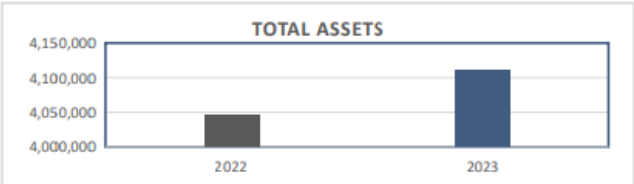


FINANCIAL HIGHLIGHTS

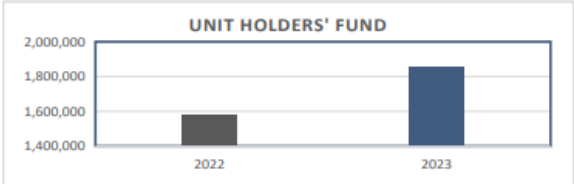
Financial Highlights	30-June-2023	30-June-2022
Profitability		
Net Profit Margin	9.51%	13.35%
Return on total assets	9.93%	10.18%
Return on Unitholders' fund	22.00%	26.01%
Liquidity		
Current ratio (in times)	3.09	7.13
Market Ratios		
Dividend payout ratio	92.21%	0.00%
Dividend Yield (at par @ Rs.10 per unit)	30.00%	0.00%
P/E Ratio (in times)	4.22	0.00
Valuation		
Earning per unit - Basic and diluted (PKR)	1.936	2.445
No. of ordinary units	140,000,000	140,000,000
Trends (PKR '000)		
Net Operating Income	299,562	417,029
Profit after taxation	271,083	342,360
Uniholders' fund	1,855,490	1,584,407
Total assets	4,113,180	4,049,813

FINANCIAL HIGHLIGHTS (PKR '000)

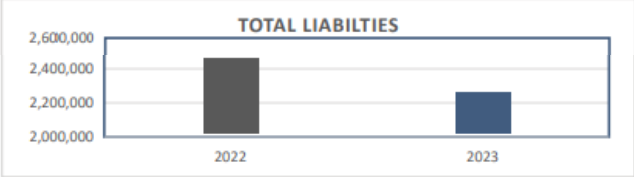
Total Assets



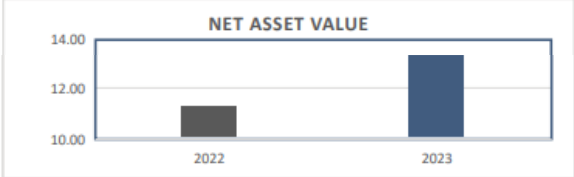
Unitholder's Fund



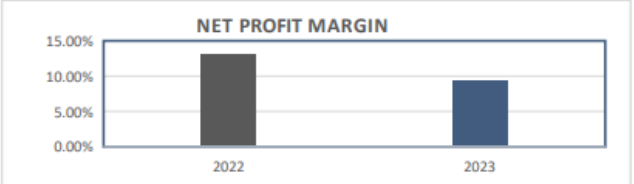
Total Liabilities



NAV



Net Profit Margin



Return on Total Assets

